

# TECHNICAL INFORMATION

Development date:  
23.04.2019r.



Revision date:  
23.04.2019r

Page 1 of 4

## **Product name: Two-component acrylic clearcoat APP Klarlack S Pro, APP Nr 020118, 020119**

Two-component HS Class acrylic clear high gloss lacquer of improved resistance to stretching. Features with very good levelling properties, clarity and elicits the colour depth. It is resistant to weather conditions in different climatic zones. UV filters ensure basecoat colour fastness.

- Package:** Lacquer -1.0L, 5.0L; Hardener -0.5L, 2.5L.
- Product and additives:** APP Klarlack S Pro – a clear lacquer,  
APP Harter Klarlack S Pro Standard and Quick – hardeners of standard and short setting time,  
APP Harter Klarlack Spezial S Standard and Quick – a hardener of standard and short setting time,  
APP Acryl Verdunnung – a thinner purposed for acrylic products.
- Special additives:** APP Loser – a thinner for blending in,  
APP Elastic – an additive enhancing coat elasticity,  
APP Anti-Silikon – an additive neutralizing effects of silicone related contamination.
- Basic components:** APP Klarlack S Pro - Acrylic resin,  
APP Harter Klarlack S Pro - Isocyanate hardeners.
- Colour:** Transparent, colourless, of high gloss.
- Coverage:** 9-10 m<sup>2</sup>/L  
Caution! In practice coverage depends on different factors including: shape, substrate roughness, application method and operating conditions.
- Use:** Purposed for repairs of both parts and whole car bodies, to be applied as high quality top layer of car body in case of two coats systems.  
To be used with water borne and traditional basecoats paints.
- Substrate:** Water borne and traditional basecoats paints, old top coats.

The above information is in accordance with the current state of knowledge regarding our products and their possible applications. We do not guarantee specific properties or usability in specific conditions. Please always follow the notes and warnings contained on product labels and included in safety data sheets. We do not accept liability, if the end result of work was influenced by factors beyond our control.

# TECHNICAL INFORMATION

Development date:  
23.04.2019r.



Revision date:  
23.04.2019r

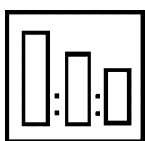
Page 2 of 4

## Product name: Two-component acrylic clearcoat APP Klarlack S Pro, APP Nr 020118, 020119

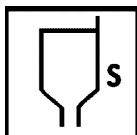
**Substrate:** Before spraying firstly clean the surface to remove any loose particles and base coat dry paint dust. Remove dust, degrease and dull the old coat.  
In case of relative humidity above 70% and temperature below +10°C drying is recommended at temperature +60°C.

### Use

**Mixing ratio:**



- A) At temperature from +18°C to +25°C:  
2 by volume APP Klarlack S Pro  
1 by volume APP Harter Klarlack S Pro Standard  
0-5% APP Acryl Verdunnung
- B) At temperature below +18°C:  
2 by volume APP Klarlack S Plus  
1 by volume APP Harter Klarlack S Pro Quick  
0-5% APP Acryl Verdunnung
- C) Mixing ratio by weight:  
100 APP Klarlack S Plus  
50 APP Harter Klarlack S Pro  
0-7 APP Acryl Verdunnung



Spraying viscosity at +20°C: 18 s 4mm DIN.

### Caution!

Use hardeners purposed for APP Harter Klarlack S Pro acrylic lacquer or APP Harter Klarlack Spezial S only.  
Follow strictly specified hardener volume. If necessary add 2 to 5% of APP Anti-Silikon. Before mixing with hardener (in case of plastic) add APP Elastic plasticizer according to mixing table, if necessary.

**Application:**



Apply with a spray gun fitted with  
ø1.2-ø1.4mm nozzle at air pressure 2 to 3bar.

The above information is in accordance with the current state of knowledge regarding our products and their possible applications. We do not guarantee specific properties or usability in specific conditions. Please always follow the notes and warnings contained on product labels and included in safety data sheets. We do not accept liability, if the end result of work was influenced by factors beyond our control.

# TECHNICAL INFORMATION

Development date:  
23.04.2019r.



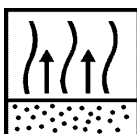
Revision date:  
23.04.2019r

Page 3 of 4


## Product name: Two-component acrylic clearcoat APP Klarlack S Pro, APP Nr 020118, 020119



Coat qty: 2 x 1.  
Dry coat thickness: 50-60 µm (2 x 1).

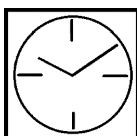


Evaporation time between coats at temperature +20°C:  
- 5-10 min.



Workability time of lacquer mixture:  
- 3-4 h.

### Drying

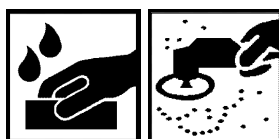


At temperature +20°C:  
Dust dry: 15 min.  
Touch dry: 2-2.5 h.  
Workability time: 3-4 h.  
Wrapping: 4-5 h.



At temperature +60°C: 30 min.  
IR radiator: 10-15 min.

### Grinding



Following 18 hours at temperature +20°, removal of defects and inclusions is possible with abrasive materials and polishing:  
- Manually with sandpaper P1500-3000  
- Mechanically with abrasive P1500-3000.

### Tools cleaning:

Nitrocellulose or acrylic thinner.

The above information is in accordance with the current state of knowledge regarding our products and their possible applications. We do not guarantee specific properties or usability in specific conditions. Please always follow the notes and warnings contained on product labels and included in safety data sheets. We do not accept liability, if the end result of work was influenced by factors beyond our control.

# TECHNICAL INFORMATION

Development date:  
23.04.2019r.




Revision date:  
23.04.2019r

Page 4 of 4

## Product name: Two-component acrylic clearcoat APP Klarlack S Pro, APP Nr 020118, 020119

### Storage:



Store in closed, original containers, in dry and well ventilated spaces. Storage temperature: from +5°C to +30°C. Protect against freezing.

### Occupational safety:



Product for professional use only.  
See: labels on containers and MSDS.  
User shall follow locally and regionally applicable industrial safety regulations.

### VOC:

Permitted VOC in g/L of product ready to use:

840g/L for APP Klarlack S Pro.

Maximum VOC in g/L of product ready to use:

493g/L for APP Klarlack S Pro.

The above information is in accordance with the current state of knowledge regarding our products and their possible applications. We do not guarantee specific properties or usability in specific conditions. Please always follow the notes and warnings contained on product labels and included in safety data sheets. We do not accept liability, if the end result of work was influenced by factors beyond our control.